The Iris:

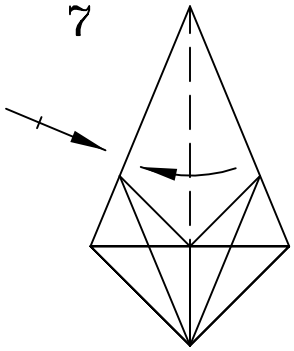

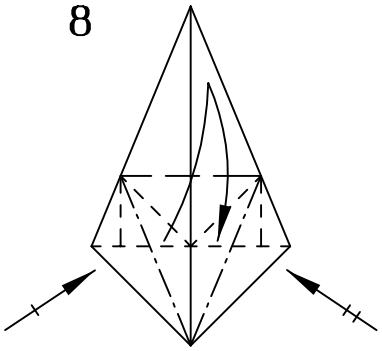

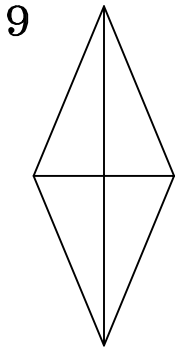



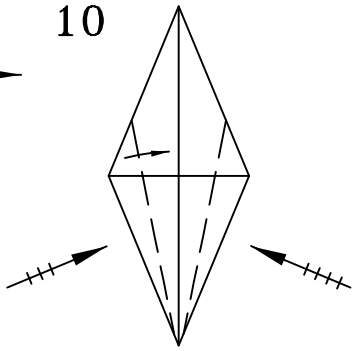

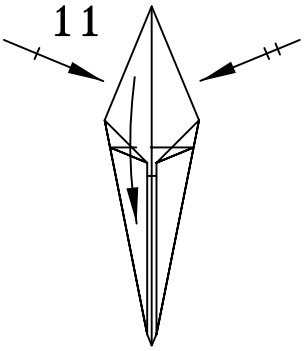

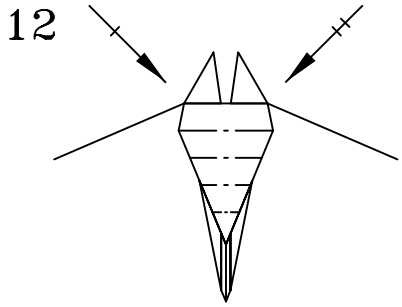

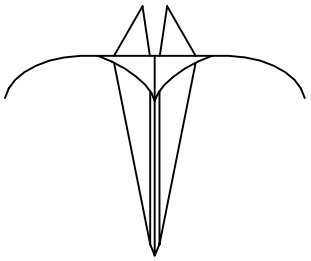

7. Book fold one flap front and rear.
8. Petal fold all four flaps.
9. Rotate the model, so the petals point up.
10. Valley fold the lower edges in toward the centerline.
11. Valley fold the petals down.
12. Curl the petals. Try to make a smooth curve, not sharp creases.

The finished iris.

Copyright 1996 by John Paulsen.