# The Iris:

1

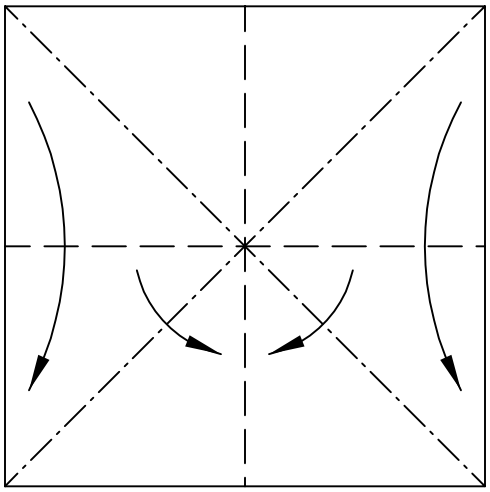

2

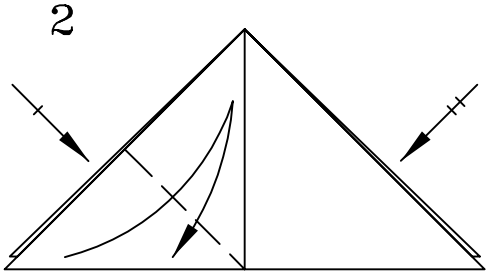

3

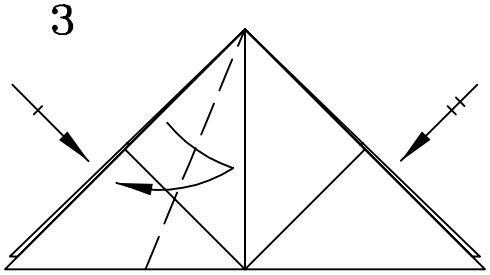

4

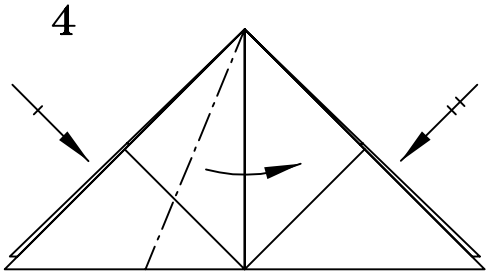

5

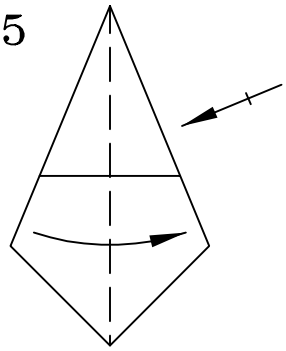

6

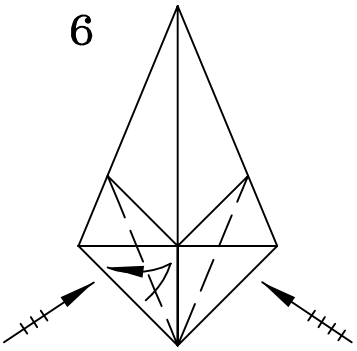

1. Start with a square, colored side up. Fold a waterbomb base, with the colored side out.

   Steps 2–7 are to precrease the petal folds:
2. Valley fold each flap equatorially, and unfold.
3. Valley fold each flap radially, and unfold.
4. Squash fold each flap.
5. Book fold one flap front and rear.
6. Valley fold (the white sides of) all eight flaps. Unfold.

Copyright 1996 by John Paulsen